

2025 Brighton Budget Bulletin

Municipality of Brighton Budget Process

Guided by the direction of Council, the Strategic Plan, and other considerations, the Municipality of Brighton's Budget process began on January 15th with Capital Budget deliberations. Deliberations continued on January 29th and February 7th with Operating Budgets and External Budget Requests being presented. The final draft of the budget was presented during a Public Meeting on February 18th and was passed with a By-Law on March 3rd, 2025. For more information on the 2025 Budget or the Budget Process, please visit www.brighton.ca.

2025 Impact to the Tax Payer

6.24% residential increase
6.38% overall increase [weighted]

How do we calculate your taxes?

- Your 2025 Tax Levy is made up of 3 levy components.
- Education Levy, set by the Government of Ontario - 0% increase
 - County Levy, set by Northumberland County - 6.12% increase
 - **Municipal Levy**, set by Municipal Council - 7.83%

The rates of each levy are combined to create the **blended rate** which is used to calculate your taxes. The 2025 overall blended increase is 6.38% (weighted) and the **blended residential increase is 6.24%**

Blended Rate = [Education Levy x Increase] + [County Levy x Increase] + [Municipal Levy x Increase]

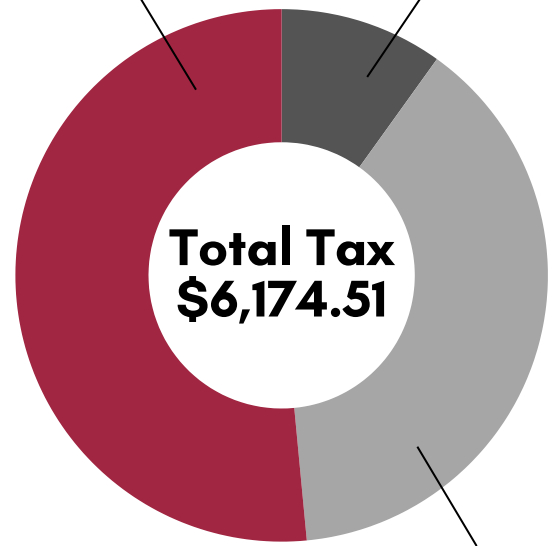
How is the Municipal Levy calculated?

- 1 Each year, the Municipality determines the **tax levy**, a dollar amount they need to raise from taxes in order to be able to continue to provide services to residents at a similar or enhanced level of service. This year, that amount is **approximately \$13.5 million**.
- 2 To determine the **tax rate**, the **tax levy** is divided by the total assessed value of all properties within the municipality which is determined by the Municipal Property Assessment Corporation (MPAC). The change between last year's tax rate and the 2025 tax rate is the increase to the Municipal Levy. This year that increase is **7.83%** (weighted).

Tax Rate = Cost of Providing Services Assessment / Value of All Properties in the Municipality

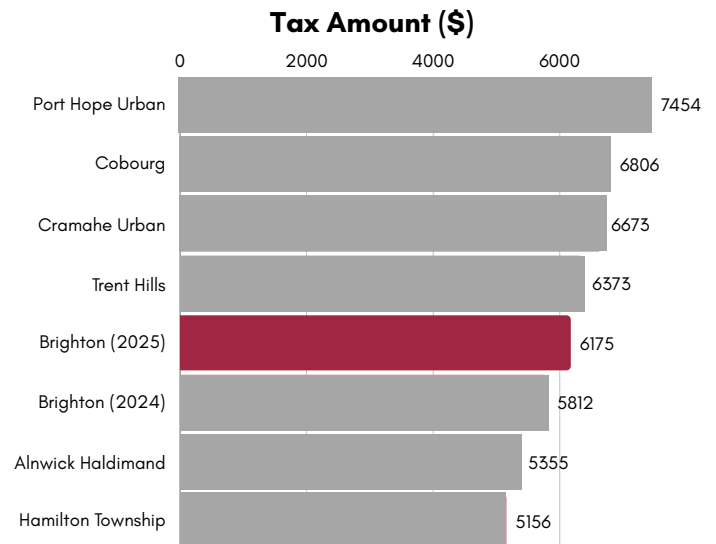
Municipal Levy - \$3,180.23 (51%)
(set by the Municipality)

Education Levy - \$612.00 (10%)
(set by the Government of Ontario)



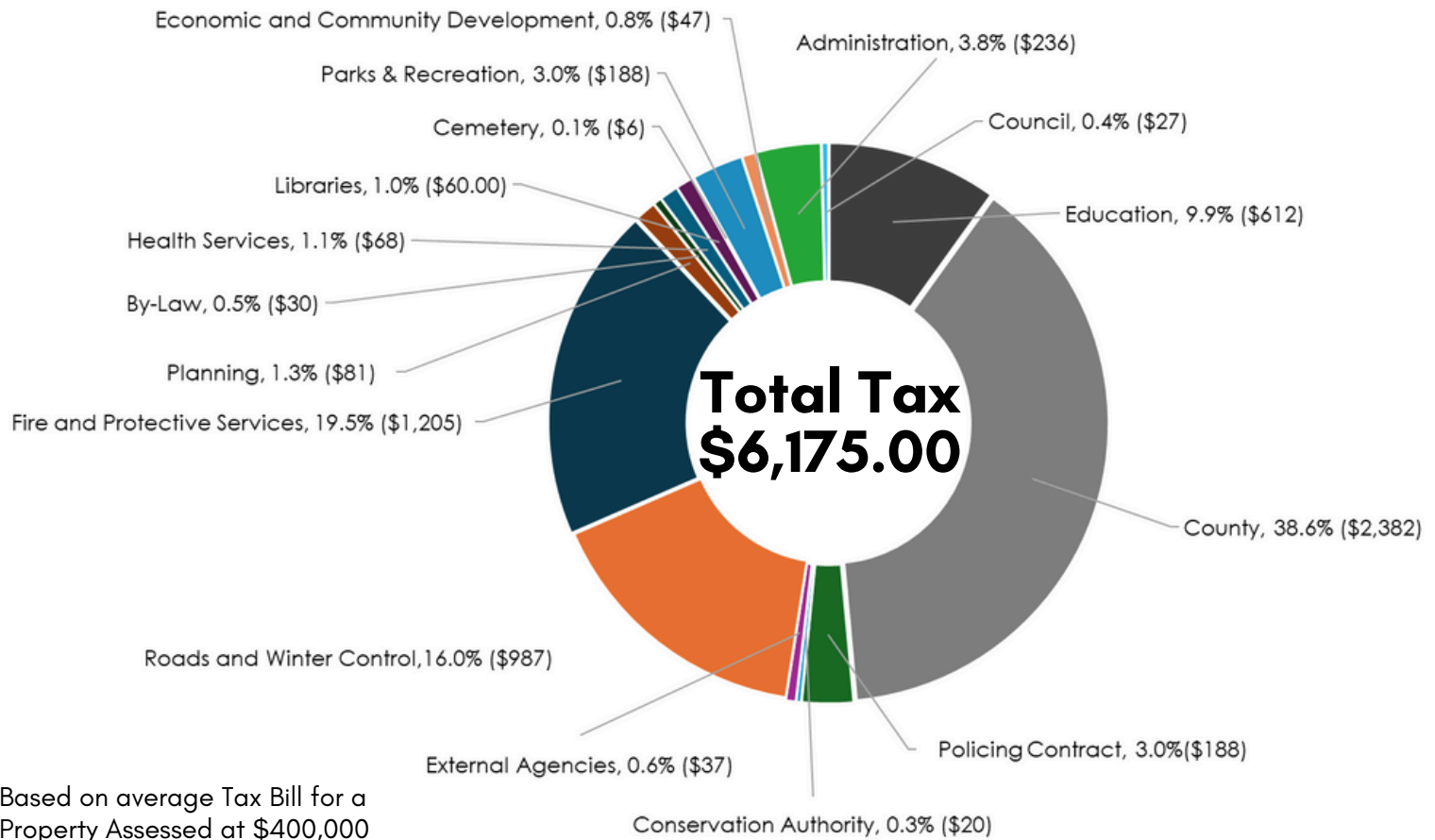
County Levy - \$2,382.27 (39%)
(set by Northumberland County)

2025 Impact on Property Assessed at \$400,000



Municipal Tax Comparison

Where do your taxes go?



Key Projects in the Works for 2025



General Government

- Creation of a centralized customer service desk for all departments located at the Brighton Municipal Centre
- Updates to the municipal website to enhance accessibility, usability, and communication for residents



Planning, Building & By-Law

- Land Banking Development Plan, Business and Marking Plan, and Servicing Design



Water & Wastewater

- Wastewater Treatment Plant Construction
- Water upgrades to Prince Edward Street in collaboration with Northumberland Count



Public Works

- Single and double resurfacing treatments on identified roads
- Sidewalk upgrades along Prince Edward Street



Parks & Recreation

- Multi-Purpose Recreation Facility Development Study and Business Plan
- Ice Resurfacers



Fire

- New Fire and Paramedic Station

Organizations Supported

- Brighton Arts & Culture Council
- Brighton & District Curling Club
- Brighton Garden Club
- Brighton Marine Rescue
- BrightON Stage Productions
- Brighton Stockings & Sacs for Seniors
- The Beacon Youth Centre
- The Bridge Hospice
- Codrington Farmers' Market
- Community Care Northumberland
- Gift from the Heart
- Rainbow Youth Centre
- Save Our Heritage Organization (SOHO)
- Sunny Days Group Program
- Supper's Ready
- Trenton Memorial Hospital Foundation
- University Hospitals Kingston Foundation
- Waterfront Regeneration Trust

Partner Organizations

- Brighton Economic Development Commission
- Bay of Quinte Regional Marketing Board
- Docs by the Bay Physician Recruitment
- Brighton Public Library
- Downtown Brighton (DBIA)
- Lower Trent Conservation Authority
- Quinte Transit

