





Legend	
	Secondary Plan Area
	Sanitary Trunk Sewer
	Sanitary Force Main
	Sanitary Pumping Station

Figure 2 - Existing Sanitary Infrastructure